



# Omega J1065S

## Feeder

Length	12' 6" / 3800 mm
Width	37" / 940 mm
Motor type	5.5 kW
Grizzly type	Stepped 40 - 75

## Hopper

Type	Fixed
Length	14' / 4275 mm
Height	3' 5" / 1030 mm
Capacity	4.1 m <sup>3</sup>
Hardox construction	

## Crusher

Type	Omega 1065 single toggle
Opening size	40" x 26" / 1000 mm x 650 mm
Max feed	21" / 530 mm <sup>3</sup>
CSS Range	2" - 5" / 130 mm - 50 mm
Motor type	90 kW

## Product Conveyor

Discharge height	1653 mm
Belt width	900 mm

## Weight

25,000 kg's

\* Details may change on final Specification

## Contact us:

Unit 10a, Enterprise Park, Drumquin Rd, Castlederg, Co. Tyrone, N. Ireland, BT81 7PX

T. +44 28 8167 8571 E. info@omegacrusher.com

# Omega J1065S

STATIC

HIGH OUTPUT CAPACITY


EFFICIENT ELECTRIC DRIVE

MODULAR DESIGN

FITS IN CONTAINER FOR SHIPPING







**HOPPER**

- Hardox construction
- 4.1 m<sup>3</sup> capacity

**VIBRATING FEEDER**


- 940 mm wide
- Declined feeder to assist material flow- Stepped grizzly section
- Hardox lined wear plates
- Stepped grizzly section

**FLOWFORGE FLOORING**

- Galvanised walkway and handrails

**CONVEYOR**

- 900 mm wide
- Powerful motorised head drum pulley



Weg motor electric drive via v-belt

Heavy duty shaft installed with premium bearings

Large 1000 mm x 650 mm feed opening

Large Jaw ejector cylinder

Multiple Jaw die options

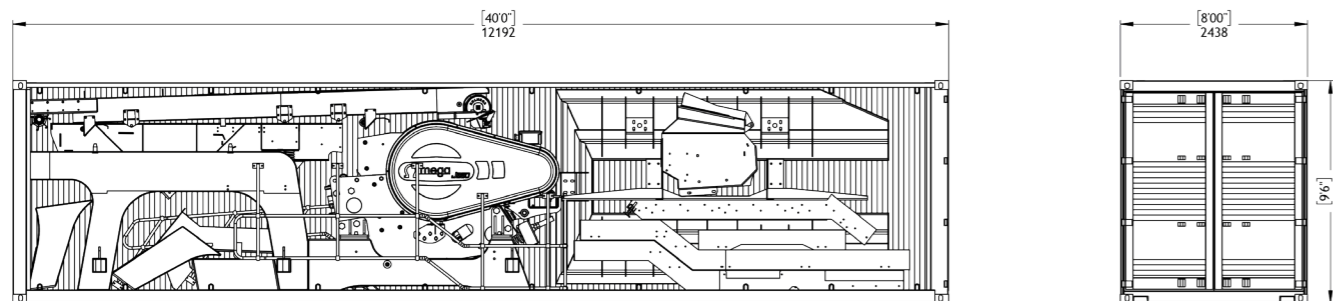
Hydraulic wedge for CSS adjust (50 - 130 mm)

Bolted mainframe for strength and durability

Draw-back system for simplicity

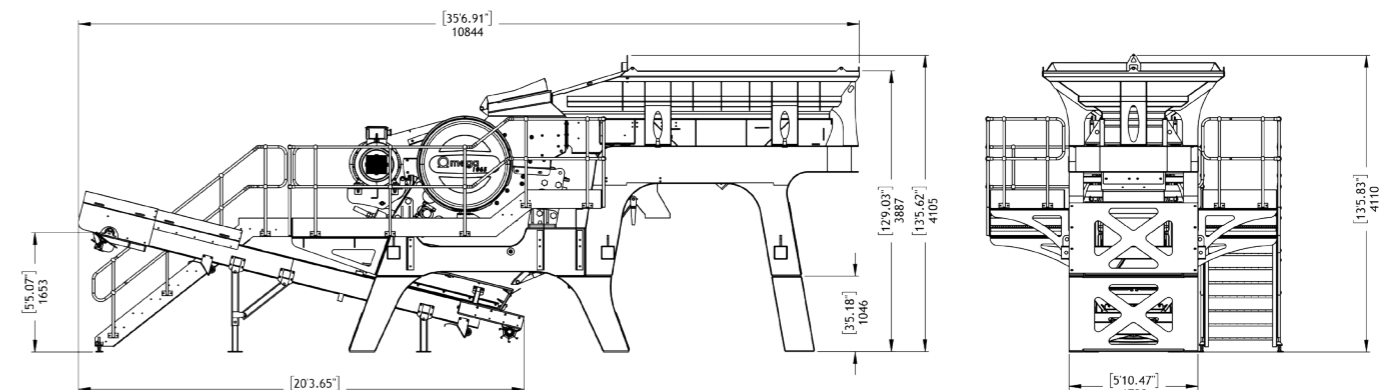
Optional deflector plate for recycling applications

**TRANSPORT DIMENSIONS**



**H.** 9' 6" / 2,896 mm **W.** 8' 00" / 2,438 mm **L.** 40' 0" / 12,192 mm **WEIGHT.** 25,000 kg's

**WORKING DIMENSIONS**



**H.** 13'5.83" / 4,110 mm **W.** 13'4.54" / 4,078 mm **L.** 35'6.91" / 10,844 mm **WEIGHT.** 25,000 kg's